









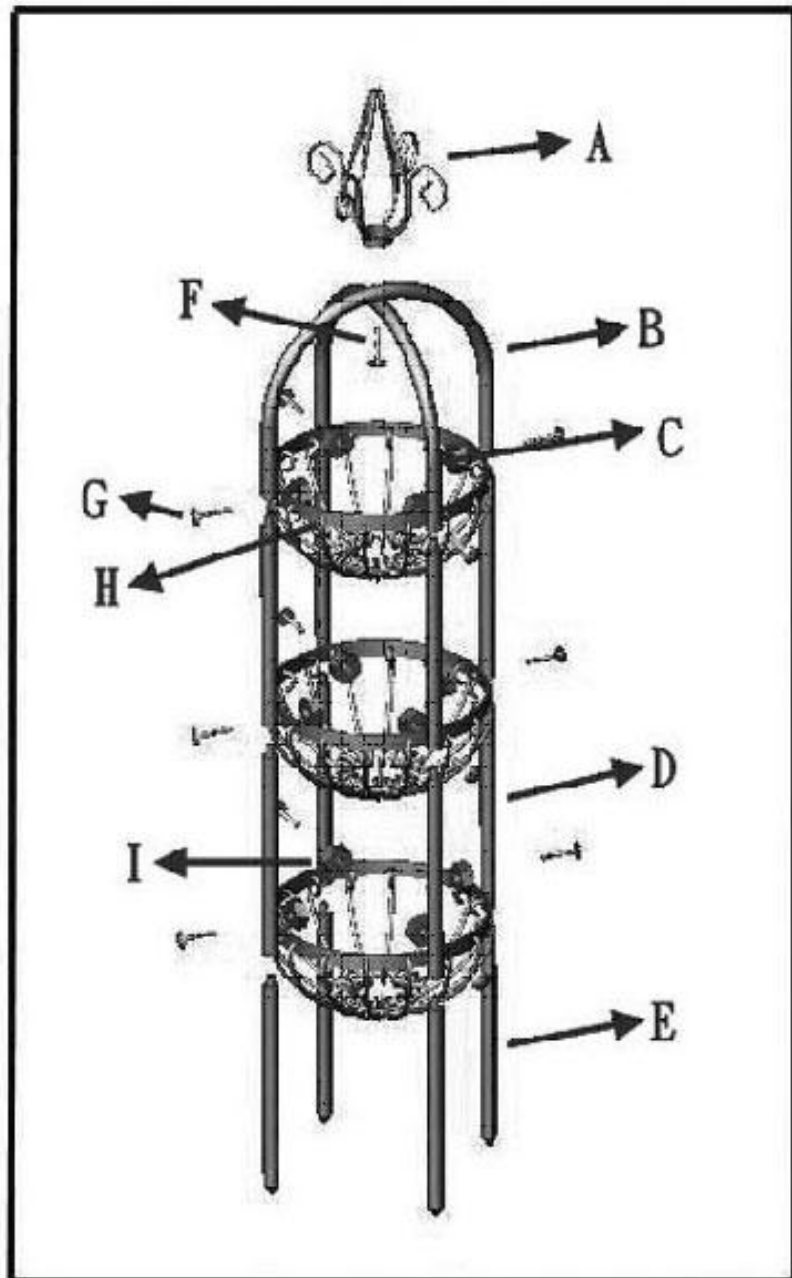


INSTRUCTIONS

933 Vertical Planter with 3 Baskets

	A	FINIAL	1
	B	FRAME SECTION	1
	C	FRAME SECTION	1
	D	FRAME SECTION	8
	E	FRAME SECTION	4
	F	BOLT	1
	G	BOLT	12
	H	BASKET	3
	I	NUT	12
	J	Coco Liner	3



- Please note that frame section B is larger than frame section C. Frame Section B should be assembled **ON THE OUTSIDE** of frame section C.
- The planter should be securely anchored into your garden soil.
- We strongly recommend the use of lightweight potting soil when planting the baskets.
- If you have any questions, problems, assembly difficulties, or just need to contact us, please call our customer service department at 800/327-4635. Thank you.